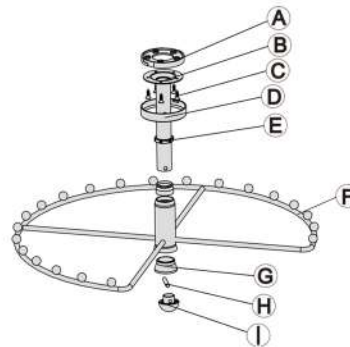
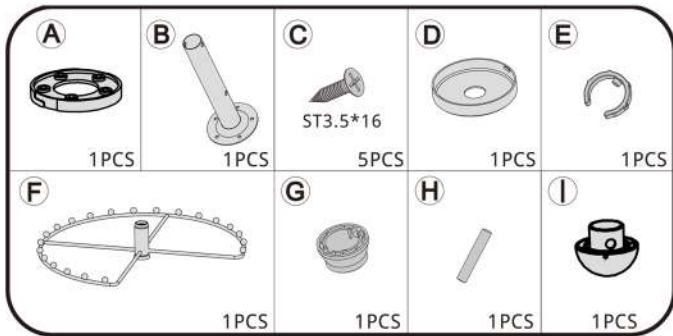


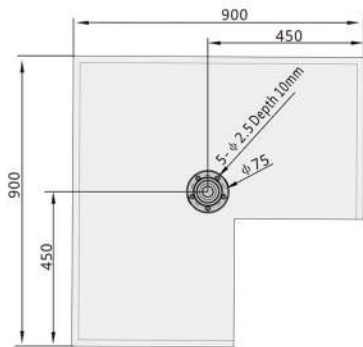
HG-703501-2354, HG-703501S-2357



Product Diameter	530mm
Product Height	190mm
Capacity	Up to 20 hangers
Cabinet Size	Fits 900mm (external width)

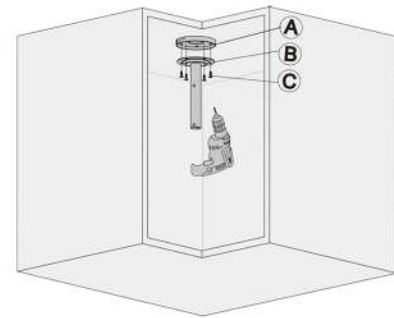
Illustration for Drilling

- 1 Drill holes on the cabinet ceiling, as illustrated below.



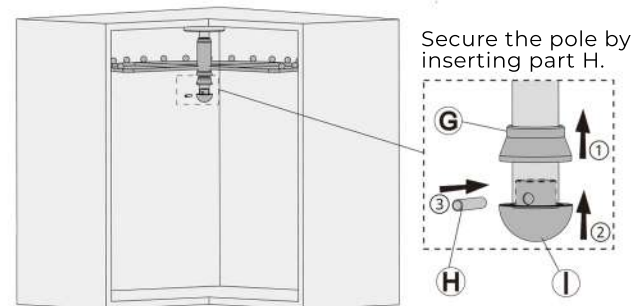
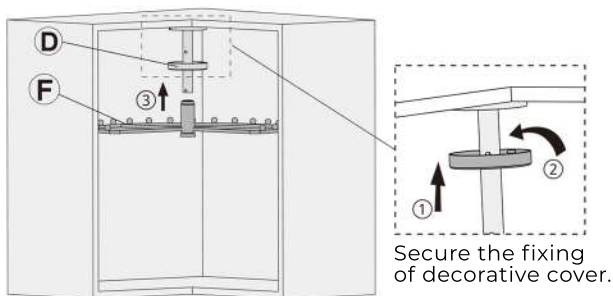
Bracket Installation

- 2 Affix the bracket and pole using ST3.5*16 screws.



Rack Installation

- 3 Place the bracket's decorative cover, and install the rack unit and other parts.



Final Installation

- 4 Place part E on top of the rack unit to hold its position and cover visible holes. Installation complete.

